



Standards As Tough As Steel.™



Steel Doors and Frames are Perfect for Schools

Take a look at a nearby school and you'll see steel doors and frames on the exterior. But you'd have to venture inside to spot the latest trend: more and more schools are opting for steel there too.

Why? Because steel can withstand the flurry of abuse that students unleash on doors every day. The old knock on steel doors was that they looked too industrial. Nowadays SDI member manufacturers offer custom finishes, stile & rail designs, and color matching to complement any interior theme.

Specialty Products

Schools can benefit from the extra safety or comfort provided by specialty steel door assemblies. SDI members offer a wide variety of specialty products.

Fire-Rated

Rated up to three hours, offering more protection than wood doors

Acoustical

Ideal for classrooms and music rooms

Hurricane Resistant

Available with glass lights and louvers

Tornado Resistant

Steel passes the FEMA 361 and ICC 500 tornado tests

Stainless Steel

Used for a high-end appearance or where sanitation is a concern (e.g. restrooms, cafeterias)

Bullet Resistant

Helps create a secure perimeter in safe rooms

Custom

Bring a unique design element to the building, with the strength and durability of steel

Why steel?

Few places have doors and frames more prone to abuse than schools. Students throw their backpacks against them, bang on them, kick the doors open and slam them shut. Steel's natural strength and durability make it the perfect door material for schools.



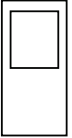

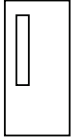

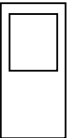
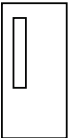


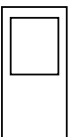
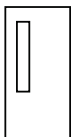
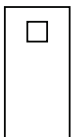

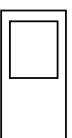
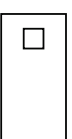



Not all door and frames are created equal. Some manufacturers claim to meet SDI standards; only SDI members have proved it.

Choose quality. Make sure the doors and frames for your next school project are provided by an SDI member. Visit steeldoor.org for more information.

Product Selection Guide for Schools

This Product Selection Guide provides recommended performance levels for common openings in schools. It also lists specialty products that are sometimes selected for those openings.

It is important to choose the correct door assemblies for your project. Overspecifying the level of performance results in unnecessary costs. On the other hand, selecting products that are not designed to withstand the amount of use and abuse for an opening can result in a shortened lifecycle.

Opening	Duty	Gauge	Common Door Styles	Optional specialty features and suggested performance levels
Exterior	Level 3-4	14-16	    Half Glass Full Glass Narrow Light Flush	Hurricane resistant – 70psf Graffiti resistant
Classrooms	Level 2	18	  Half Glass Narrow Light	Fire-rated Acoustic – STC 35-45 Bullet resistant – level 1-3
Restrooms	Level 2-3	16-18	  Flush Louvered	Fire-rated Bullet resistant
Gymnasium	Level 3-4	14-16	    Half Glass Narrow Light Vision Light Flush	Acoustic – STC 35-45 Bullet resistant – level 1-3
Cafeteria	Level 2-3	16-18	 Half Glass	Fire-rated Stainless steel
Stairwells	Level 2-3	16-18	  Vision Light Narrow Light	Fire-rated
Closets	Level 1-4	14-20	  Flush Louvered	

Note: These are only guidelines and are superseded by applicable building codes and standards.

Steel Door Institute members are the only manufacturers certified to meet SDI's standards for strength, quality, and consistency. For a list of members, or to view their websites and products, please visit steeldoor.org/members.